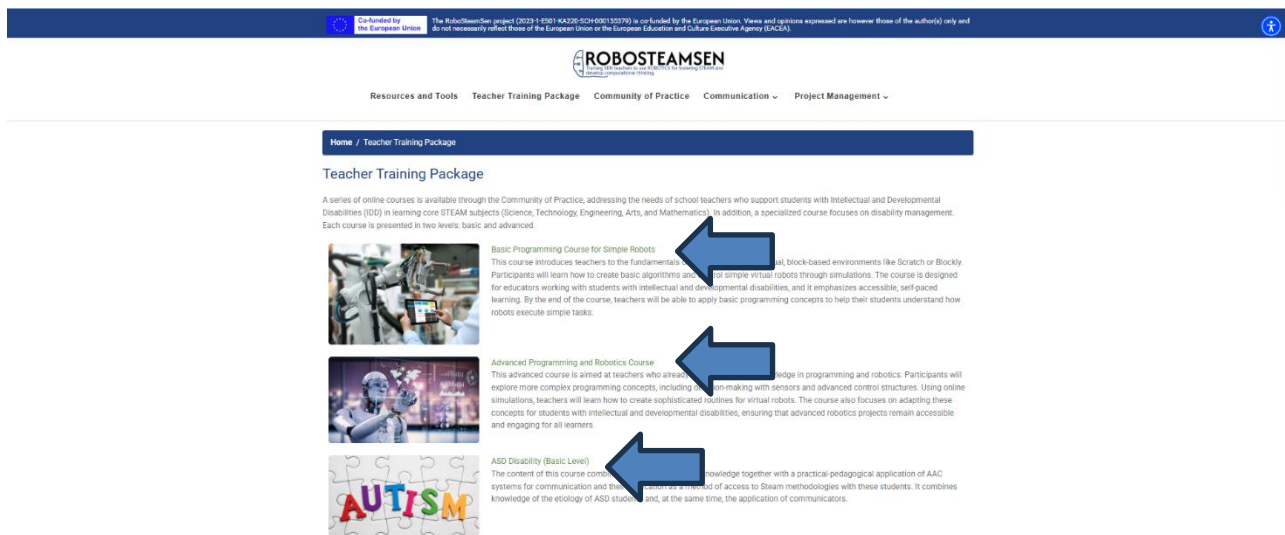




1. To begin, please access the official website and click on teacher training package



2. Click on the course you want to train in, there are 12 courses at your disposal

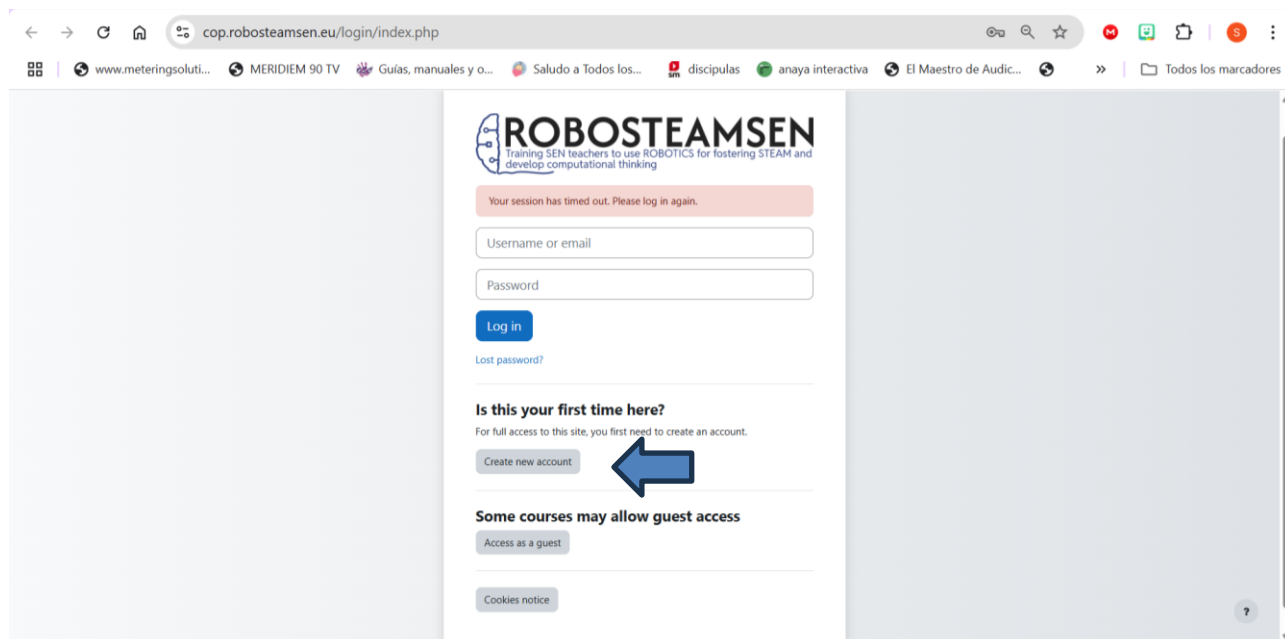


Co-funded by the European Union

Funded by the European Union. Views and opinions expressed are, however, those of the author(s) only and do not necessarily reflect those of the European Union or the European Education and Culture Executive Agency (EACEA). Neither the European Union nor EACEA can be held responsible for them.

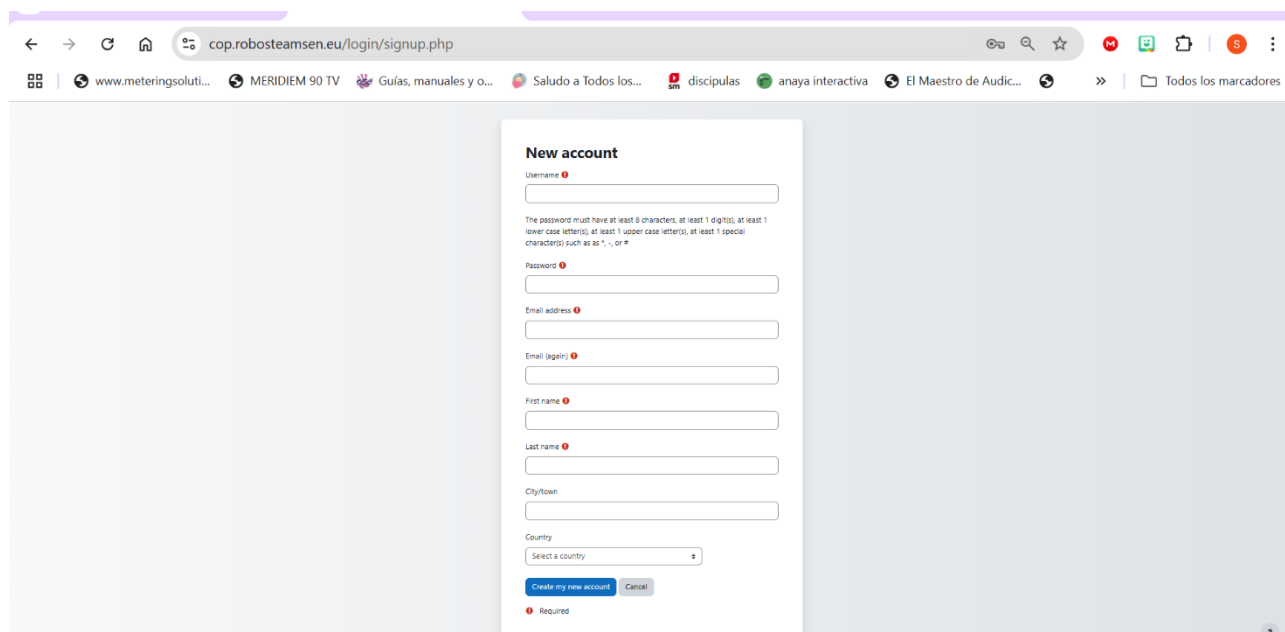
Project Number: 2023-1-ES01-KA220-SCH-000155379

3. You will be redirected to the registration page, you must register for the first time before you start



The screenshot shows the login page for Robosteamsen. At the top, there is a navigation bar with the site's logo and tagline: "ROBOSTEAMSEN Training SEN teachers to use ROBOTICS for fostering STEAM and develop computational thinking". Below the logo, a message states "Your session has timed out. Please log in again." The main form contains two input fields: "Username or email" and "Password", followed by a blue "Log in" button and a "Lost password?" link. A section titled "Is this your first time here?" informs users that they need to create an account for full access, with a blue arrow pointing to the "Create new account" button. Below this, there is an "Access as a guest" button and a "Cookies notice" link at the bottom.

4. Enter your details and don't forget to remember your username and password for later access



The screenshot displays the "New account" registration page. The form includes the following fields: "Username", "Password" (with a note: "The password must have at least 6 characters, at least 1 digit(s), at least 1 lower case letter(s), at least 1 upper case letter(s), at least 1 special character(s) such as !, -, or #"), "Email address", "Email (again)", "First name", "Last name", "City/Town", and "Country" (a dropdown menu). At the bottom of the form, there is a blue "Create my new account" button and a "Cancel" button. A red dot icon indicates required fields.

5. The system will send you an email to confirm the account and validate the email.